

SCANNED

Print Date: 06/20/2017

AD
10-17-17



City of Napoleon Building Department

255 W. Riverview
P.O. Box 151
Napoleon, OH 43545
Phone: (419) 592-4010
Fax: (419) 599-8393
Email:

Zoning Commercial

Permit Number: P-17-0227
Expiration Date: 06/20/2018

City of Napoleon
850 Vocke

Napoleon, OH 43545

Description:
\$50.00 Zoning Permit

Building Permit Info

Project Description: equipment upgrade
Construction Value: \$25,000.00

Mark B. Spiess
Authorizing Signature

6-20-17
Date



Mark B. Spiess
Senior Engineering
Technician / Zoning
Administrator

CITY OF NAPOLEON
Building & Zoning Division
255 W. Riverview Avenue, PO Box 151, Napoleon, OH 43545
Phone: 419-592-4010 - Fax: 419-599-8393

COMMERCIAL ZONING PERMIT APPLICATION

ADDRESS OF PROPOSED BUSINESS: 850 Vocke Street

BUSINESS OWNER: Verizon Wireless

OWNER ADDRESS: 7575 Commerce Court, Lewis Center, OH 43035

OWNER PHONE: 614-560-2040 CELL: _____

PROPERTY OWNER: City of Napoleon

PROPERTY OWNER ADDRESS: 225 W. Riverview Ave., Napoleon, OH 43545

PROPERTY OWNER PHONE: 419-592-4010 CELL: _____

PREVIOUS BUSINESS USE: telecom equipment site

ESTIMATED CONSTRUCTION COST \$ 25,000

ZONE: _____ # OF PARKING SPACES: N/A SQ FT OF BUILDING: N/A - water tower

NEW BUSINESS USE/PROJECT DESCRIPTION: equipment upgrade

ADDRESS PERMIT SHOULD BE SENT TO:

Rosemarie Barrette, Jacobs, 5344 S. 48th Street, Greenfield, WI 53220

APPLICANT: Rosemarie Barrette PHONE#: 414-659-6781

FEE: \$50.00 (Fee may be waived if usage or size of building does not change. MZON 100.3100.46690)

Rosemarie Barrette 6/13/17
SIGNATURE OF APPLICANT DATE
as agent for Verizon Wireless

MARK B. SPIESS _____
SR. ENG. TECH / ZONING ADMIN. DATE

Zoning Use Only
Permit # P-17-0227 Batch # 30917 Check # 065436 Date 6-20-17

P-17-0227



1700 Sherwin Ave.
Des Plaines, IL 60018
(800) 470-8892 - (Toll Free)
(773) 380-3800 - (Main)

June 15, 2017

City of Napoleon
Attn: Mark Spies, Zoning Administrator
255 W. Riverview Avenue

Dear Mr. Spies:

Jacobs has been contracted by Verizon to obtain permits for the antenna modification on the above-referenced location. Specifically, Verizon Wireless will be removing and replacing the mount and 2 OVPs to change the model to Raycap RCMDC-3315-PF-48 and adding 3 remote radio heads, model, ALU B13 RRH4x30-4R. The total number of antennas will remain the same. The height of the antennas will not change and there will not be any ground disturbance.

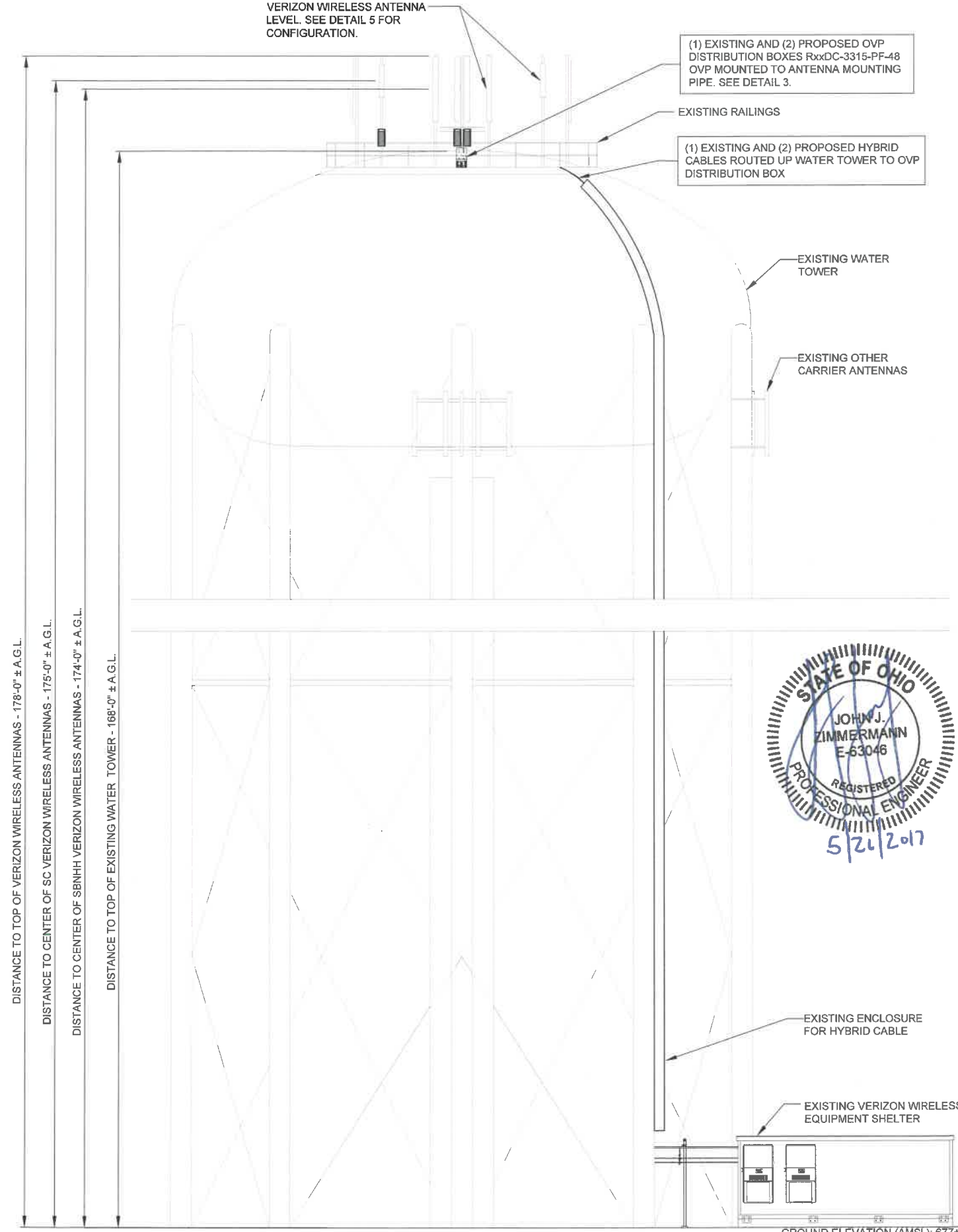
Please find enclosed the zoning permit application, a copy of the construction drawings and a check in the amount of \$50.

Please process. Should you have any questions, feel free to call me at 414-423-6781.

Sincerely,

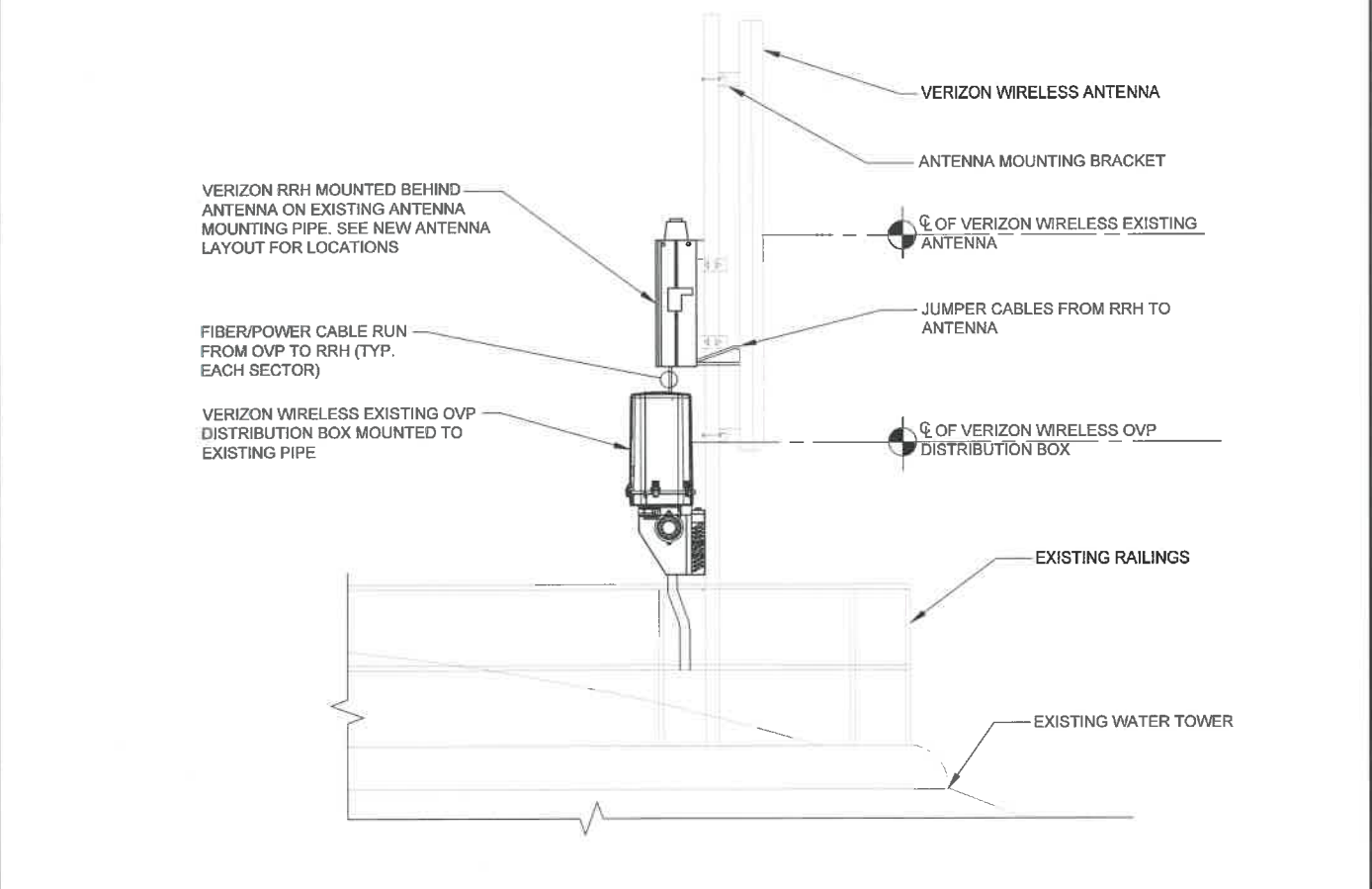
Rosemarie Barrette
Site Acquisition & Zoning Specialist
5344 S. 48th Street
Greenfield, WI 53220
414-659-6781 phone
773-693-0850 facsimile
rosemarie.barrette@jacobs.com

Enc.

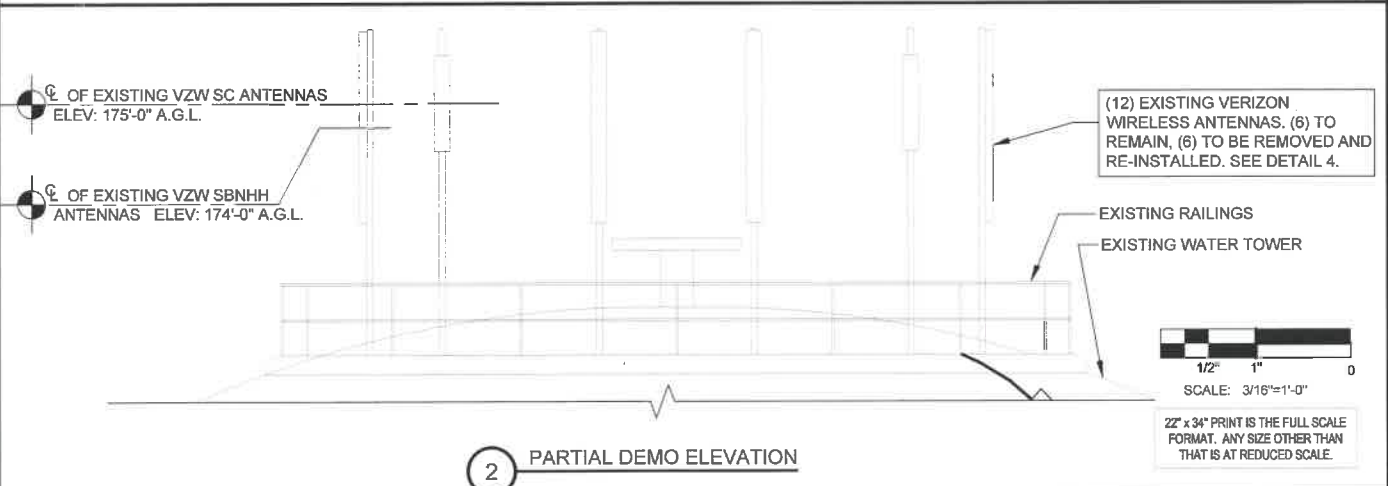


1 PROPOSED TOWER ELEVATION

DISTANCE TO TOP OF VERIZON WIRELESS ANTENNAS - 178'-0" ± A.G.L.
 DISTANCE TO CENTER OF SC VERIZON WIRELESS ANTENNAS - 175'-0" ± A.G.L.
 DISTANCE TO CENTER OF SBNHH VERIZON WIRELESS ANTENNAS - 174'-0" ± A.G.L.
 DISTANCE TO TOP OF EXISTING WATER TOWER - 166'-0" ± A.G.L.



3 PROPOSED OVP/RRH/ANTENNA DETAIL
N.T.S.



2 PARTIAL DEMO ELEVATION

- SEQUENCE OF OPERATION:
- REMOVE (6) EXISTING ANTENNAS & MOUNTING HARDWARE AT ELEV. 174'-0". EXISTING MOUNTING PIPES TO BE REMOVED.
 - REMOVE (2) EXISTING RxxDC-1064-PF-48
 - RE-INSTALL (6) SBNHH-1D65C ANTENNAS ON NEW SIDE-BY-SIDE MOUNTING HARDWARE WITH 3" DIAMETER STANDARD STEEL MOUNT PIPES AT ELEV. 174'-0".
 - INSTALL (3) NEW B13 4X30-4R
 - INSTALL (2) NEW RxxDC-3315-PF-48 RAYCAP
 - RETURN ALL REMOVED EQUIPMENT TO VERIZON WIRELESS.

LATITUDE: 41° 23' 43.4" N
 LONGITUDE: 84° 07' 13.0" W

- NOTES:
- THIS DRAWING IS FOR EXHIBIT PURPOSES ONLY
 - PLEASE REFER TO STRUCTURAL REPORT PROVIDED BY OTHERS
 - NO LINE OR ANTENNA WORK TO BEGIN PRIOR TO CONFIRMATION OF ADEQUATE TOWER AND MOUNT CAPACITY USING THE FINAL CONFIGURATION.
 - ALL EXISTING & PROPOSED INFORMATION PROVIDED BY LL AND VERIZON WIRELESS.
 - NO NEW ELECTRICAL WORK BEING DONE AND NO NEW VOLTAGE REQUIRED.
- ANTENNA REPLACEMENT NOTES:
- CONTRACTOR TO INSPECT THE CONDITION OF EXISTING MOUNTING PIPES. CONFIRM THE FOLLOWING:
 - CORROSION; IF MOUNTS ARE FOUND TO BE CORRODED, CONTACT VERIZON REP. FOR DIRECTION.
 - CHECK CONDITION OF ATTACHMENT BOLTS. IF FOUND LOOSE, TIGHTEN TO ORIGINAL SPECIFICATIONS (ALSO, TURN OF THE NUT METHOD).
 - IF BOLTS ARE MISSING, REPLACE TO SUITE.
 - CONFIRM MOUNTING PIPE IS ADEQUATELY SIZE TO ACCOMMODATE PROPOSED ANTENNA INSTALL.
 - ALL WORK DEPICTED ON THIS DRAWING DESIGNED IN ACCORDANCE WITH 2011 OBC AND AMENDMENTS.



NO.	DESCRIPTION	DATE	BY
1	ISSUED FOR FINAL	5/28/17	JAY
0	ISSUED FOR REVIEW	5/16/17	JAY
A	REISSUED FOR FINAL	4/28/17	MT




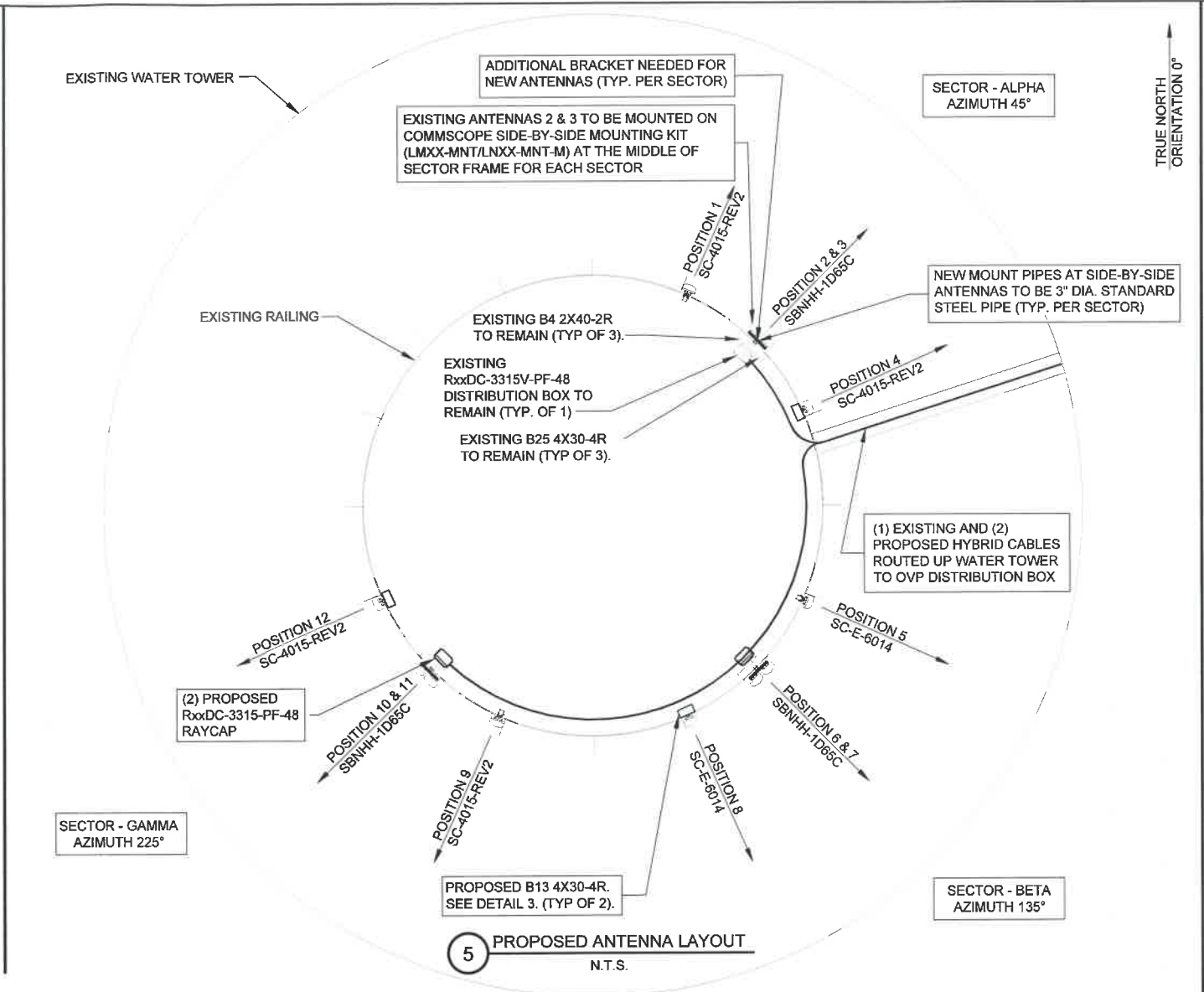
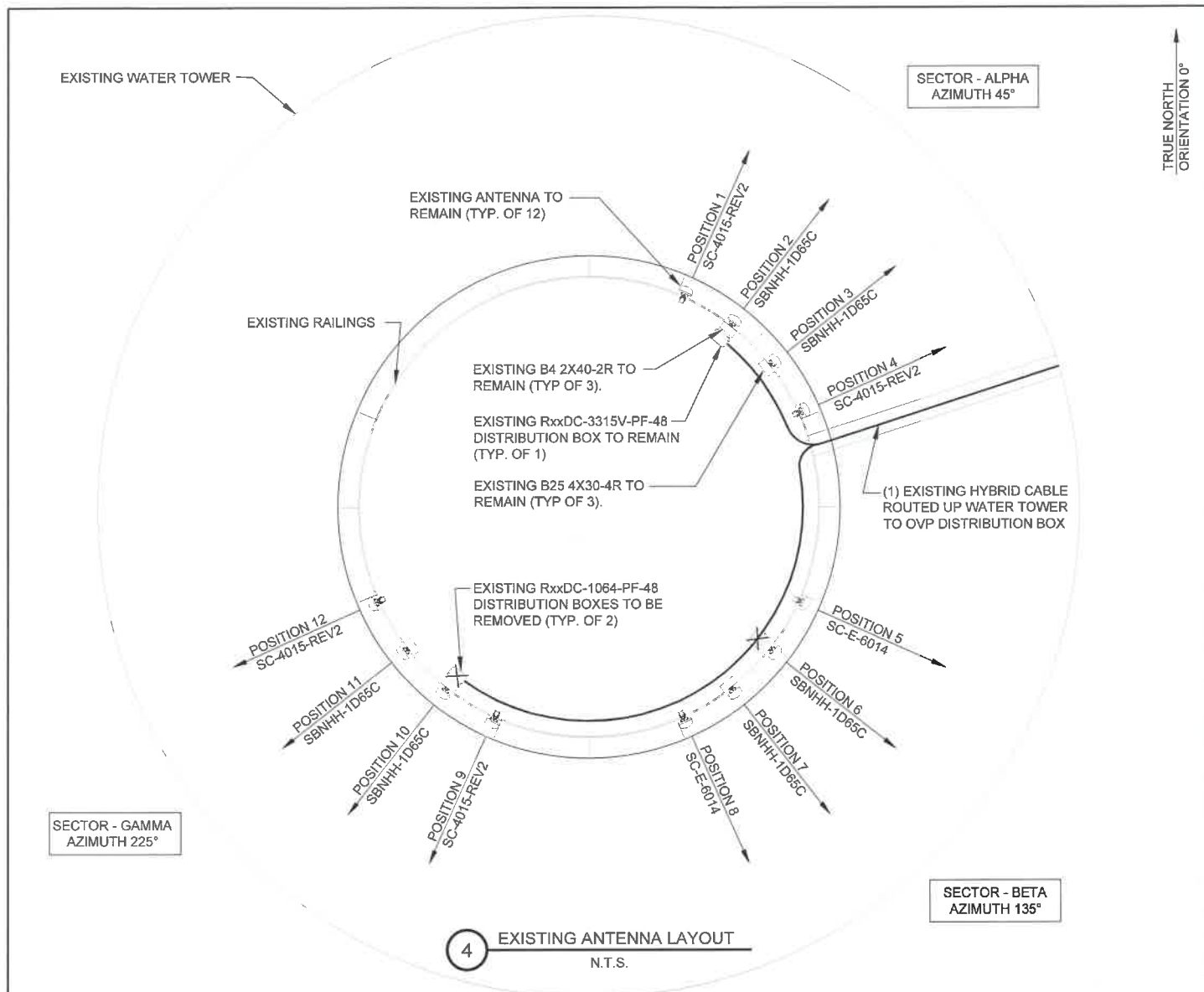
TOLDO070
 MAUMEE RIVER

850 VOCKE STREET
 NAPOLEAN, OH

DRAWN BY: MT
 CHECKED BY: JS
 DATE: 4/28/17
 PROJECT #: 48-473

SHEET TITLE
TOWER ELEVATION & ANTENNA LAYOUTS

SHEET NUMBER
ANT-1



REVISIONS		NO.	DESCRIPTION	DATE	BY
	ISSUED FOR REVIEW	A	4/26/17	MT	
	ISSUED FOR FINAL	0	5/18/17	JAY	
	REISSUED FOR FINAL	1	5/29/17	JAY	

TOLDO070
MAUMEE RIVER

850 VOCKE STREET
NAPOLEON, OH

DRAWN BY: MT
CHECKED BY: JS
DATE: 4/26/17
PROJECT #: 48-473

SHEET TITLE
TOWER ELEVATION
& ANTENNA LAYOUTS

SHEET NUMBER
ANT-2